

Fan Ya Chao Xing Manual

USST

The online platform of the University of Shanghai for Science and Technology includes a computer terminal (URL: <http://usst.fanya.cn>) and a mobile terminal (Chaoxing App).

Specific learning requirements are as follows:

(1) Log into the online platform of the University of Shanghai for Science and Technology or Chaoxing APP. And then join classes.

Please log into online platform (website link or app), and join the class according to the class invitation code or QR code issued by the

(2) Keep updated with the learning mode of all courses and the live interaction time between teachers and students.

Please keep updated with the learning mode and assessment requirements of each course, and conduct online learning as required. Data study, homework, interaction, and quiz during online learning will be included in the usual grades. For live courses, please test 10 minutes in advance to avoid technical problems.

(3) Learning environment requirements

Find a quiet, networked environment for online learning in your own home.

(4) Hardware equipment requirements


Students need to prepare a smartphone or computer (internet accessible) in advance.



- **Log in**
- **Course and Class Access**
- **Online Study**
- **Speed Class (Micro Video) Learning**
- **Classroom Learning Synchronize**
- **Live Broadcast Learning**
- **Account Password Service**
- **Technical Support**

1

Log in



用户登录

上海理工大学

手机号/账号

密码 [忘记密码?](#)

请输入右边的四位数字 [看不清](#)

[登录](#)

请完善个人信息

手机号:

短信验证码:

初始化密码

新密码:

确认密码:

验证码:

Enter the URL:

<http://usst.fanya.chaoxing.com>

Click “Login” button

Enter account number: student ID

Initial Password: 123456

Change password

Do not bind mobile phone numbers. Only use student ID to log in. This is to avoid merging accounts and causing number of courses appears untimely.

1 Log in

Download Chaoxing APP or scan the QR code on the right for quick download.



Click "I" at the bottom

Click "login"



Click "other login method" at the bottom



Click "organization login"

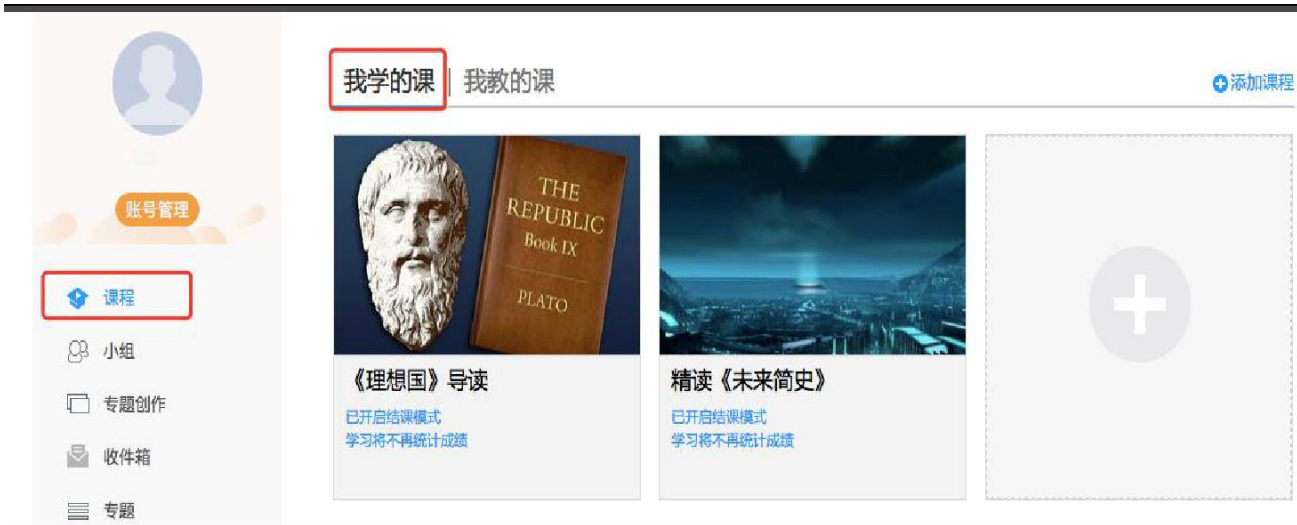


Select "USST"



Ac
Ini
Pas

2 Course & Class Access



After logging into the online teaching platform, enter the learning space and select "Lessons" on the left navigation bar. You can find the corresponding course in "My Lessons", and click the course cover.

And then study the course.



Computer-based courses and APP-based courses are interlinked. Log into Chaoxing APP. Click “I” at the bottom and click “course”.

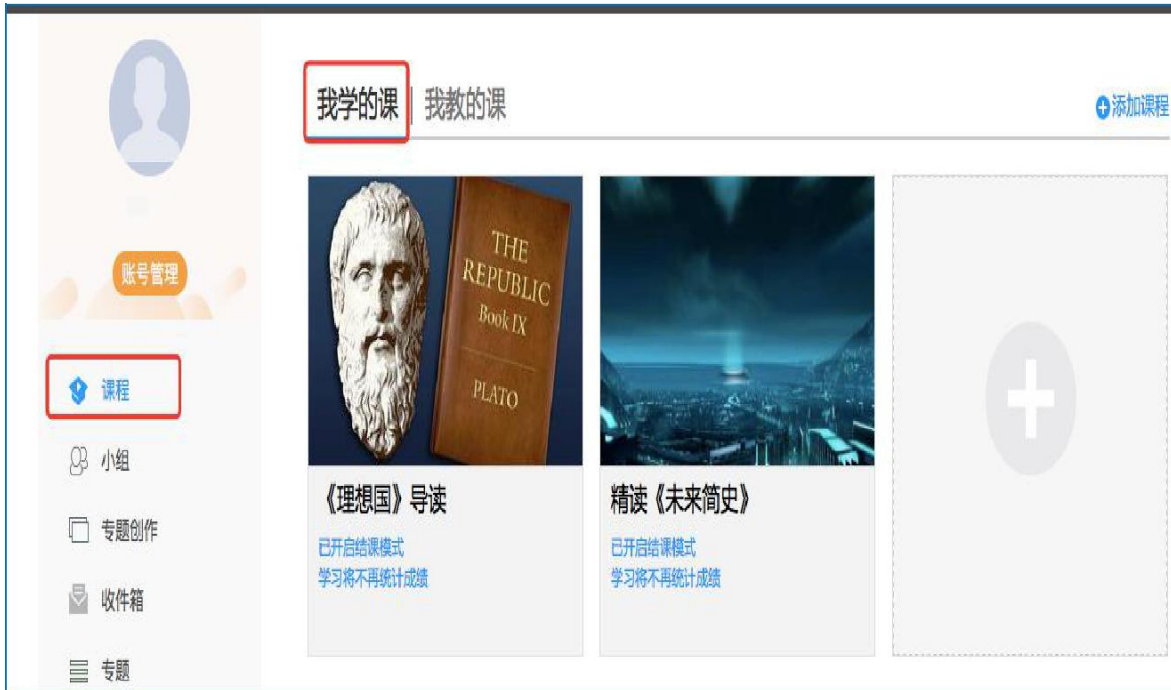



Find the class.



3

Online Study



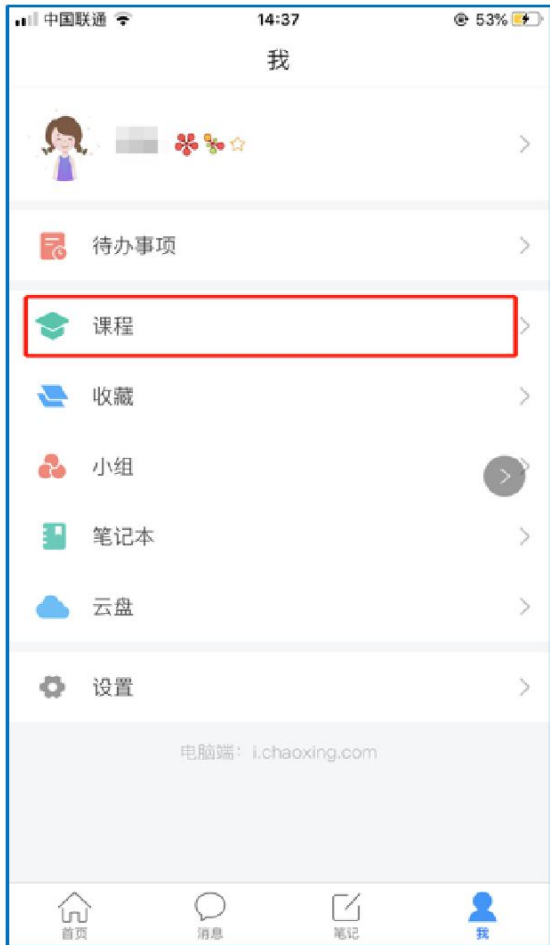

Click "Lessons" on the left navigation bar and select "My Lessons."

Click on the corresponding course cover to enter the course.

After entering the course, you can view the knowledge chapter list on the left; The learning navigation in the top right can instantly receive learning tasks, quizzes, assignments, check learning progress, and conduct extended learning. You can participate in discussions, ask questions, etc.

3

Online Study



Select the bottom menu “I”-“Course” to enter the course list



Select the course you want to study for course details



Click the “Chapter” button. The chapter content is the learning content.



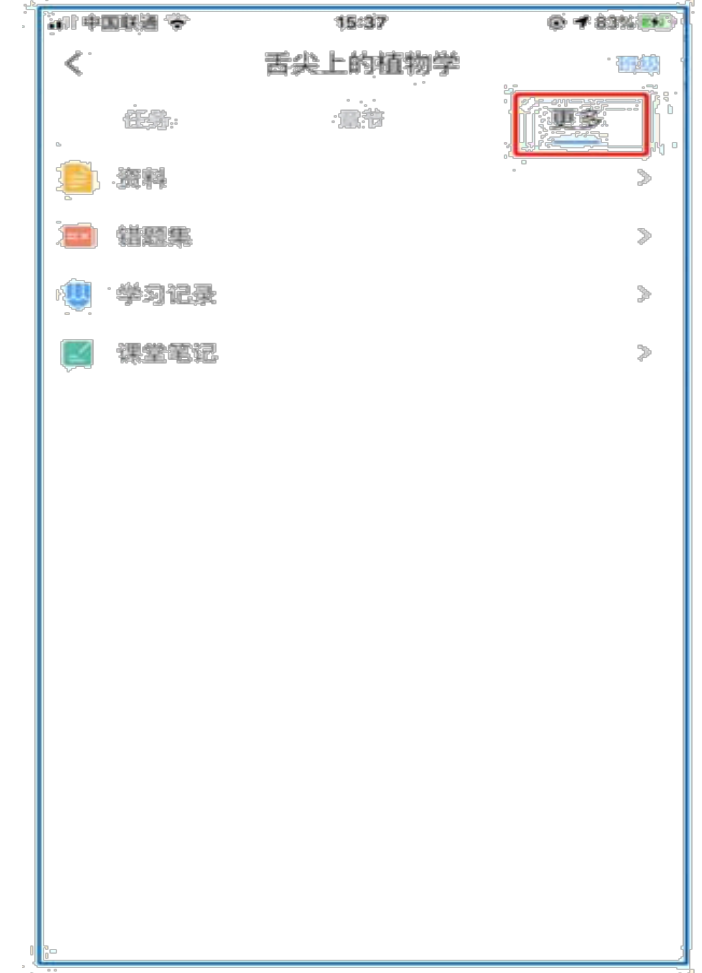
Write down the learning content.

3

Online Study



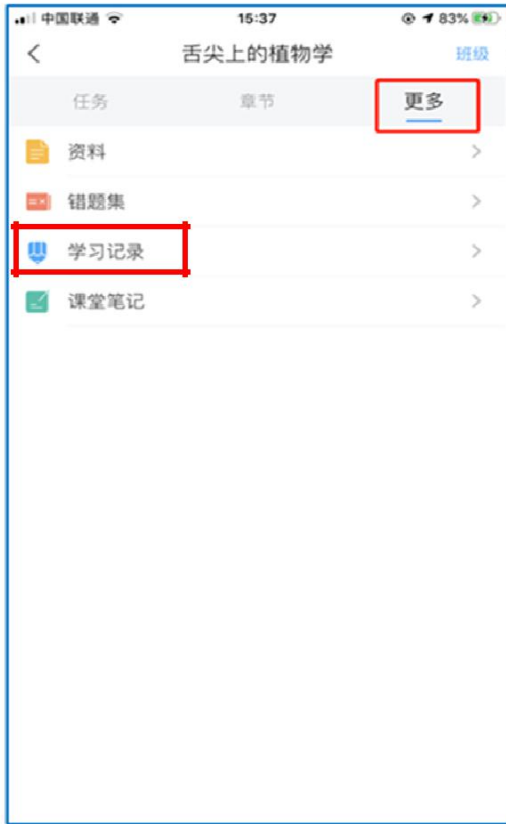
After entering the course details, click the “task” button above to view learning tasks and notifications.



Click “more” to view the study materials prepared by the Teacher and the personal error set for this course.

3

Online Study (Study Records & Check-in Details)



Click “more”
Select “learning record”




See your own detailed
study records



At the “learning record” p
“check-in rate” to view sig

3 Online Study (Class Notes)



Click “more”

Select “class notes”



Access course study notes area

View your notes



Besides writing text notes

voice notes to record learning

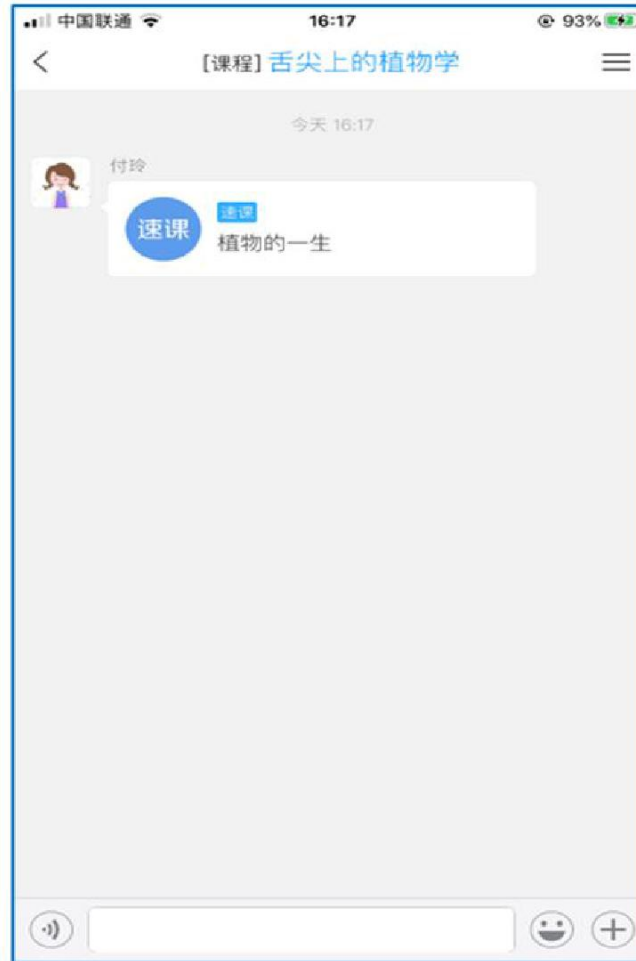
4

Speed Class (Micro Video) Learning



Select "message" at the bottom

Click the corresponding course name



Click the speed class link




Watch the voice & graph

recorded by the teacher

4

Classroom Learning Synchronize

URL provided by the teacher



Enter URL provided by the teacher in the browser



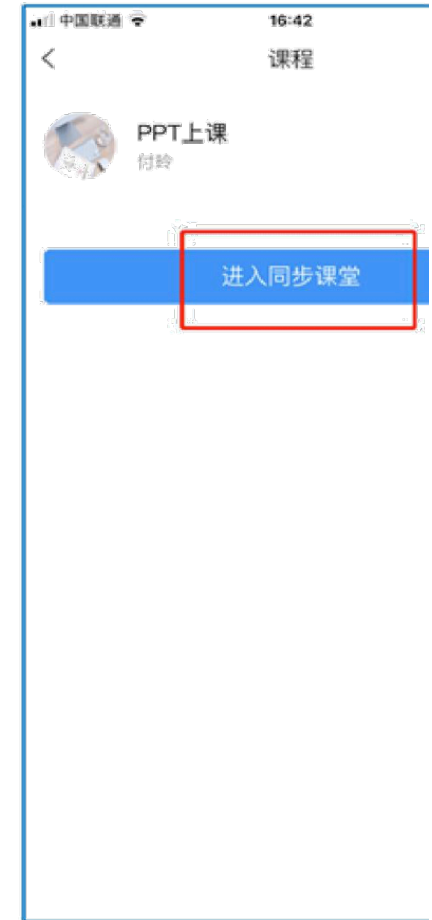
Classroom learning is synchron
PPT and hear the lecture conter

4

Classroom Learning Synchronize



Invitation code provided by the teacher



Select "first page "

click" Invitation code "in the upper right corner Enter invitation code provided by the teacher

Select the "invitation code" button in the second column

Click "enter synchronized class"

Can see PPT and hear lecture content

4

Live Broadcast Learning



When the teacher starts live broadcast,
click “message” or channels posted by the teacher



Click live broadcast link



Enter live broadcast interface, we
perform text interaction and put

If the live broadcast has ended and the teacher has selected "Allow Review", students can review the live broadcast content; if prompted that the live broadcast does not support review, the teacher has not set the Allow Review.

Account Password Service

If you forget your password, you can reset it through the password retrieval function, or you can contact the academic office of your school to reset your password. The contact information is as follows:

School	Contact	Tele	Email	School	Contact	Tele	
Energy & Power Engineering	Liu	021-55271436	lcsst@foxmail.com	Medical Instrument & Food Engineering	Peng	021-55271201	pe
Optical Engineering & Telecommunication	Zhu	021-55271871	gdjwb@usst.edu.cn		Yu		t
	Dong		gdjwb@usst.edu.cn	Wu	15821848762	b	
Business School	Shu	021-65711125	shuyiming@163.com	College of Communication & Art Design	Wang	15901625170	c
	Zhang	021-65711875	yuyu2005508@163.com		Wang	13564906288	wa
Mechanical Engineering	Dong	021-55273625	jxxyjxb@usst.edu.cn	College of Science	Chen	021-65691506	l
	Liu		jxxyjxb@usst.edu.cn	Materials Science & Engineering	Hou	021-55271726	y
College of Foreign Languages	Li	13661577462	546083832@qq.com	College of Basic Science	Yang	021-65556739	jiu
	Zheng	13817105350	364154204@qq.com	Sino-British College	Tang	021-64742009	re
Environment & Architecture	Wang	021-55270697	wx_usst@163.com	Sino-German College	Liu	021-55271579	s
	Han		han_jinjin@126.com	Hujiang College	Fei	021-55271930	fe

If you encounter technical problems during use, you can seek technical support through the following ways:

Telephone & We-chat:

Teacher Hu: 15901680832

Teacher Wei 1582519146

Teacher Zhang 17317373081